



(12) **United States Design Patent**
King et al.

(10) **Patent No.:** **US D756,807 S**
(45) **Date of Patent:** **** May 24, 2016**

(54) **RADAR ENHANCED PARKING METER**

(71) Applicant: **IPS GROUP, INC.**, San Diego, CA (US)

(72) Inventors: **David William King**, Rancho Santa Fe, CA (US); **Alexander Schwarz**, San Diego, CA (US); **Chad P. Randall**, San Diego, CA (US); **David Jones**, Beecroft (AU); **Choor Hong Tan**, Wentworth Point (AU); **Giovanni Ciampa**, Gladesville (AU)

(73) Assignee: **IPS GROUP INC.**, San Diego, CA (US)

(**) Term: **14 Years**

(21) Appl. No.: **29/520,918**

(22) Filed: **Mar. 18, 2015**

(51) **LOC (10) Cl.** **10-03**

(52) **U.S. Cl.**

USPC **D10/42**

(58) **Field of Classification Search**

USPC D10/42, 40, 41; D20/2, 6, 8, 9; D99/28, D99/29, 34, 43

CPC G07F 17/00; G07F 17/24; G07F 17/246; G07F 17/248; G07C 1/30; G07B 15/02; G06Q 20/127

See application file for complete search history.

(56) **References Cited**

U.S. PATENT DOCUMENTS

- 2,822,682 A * 2/1958 Sollenberger G07F 17/248
220/324
- D189,106 S * 10/1960 Leiderman D10/42
- 5,642,119 A 6/1997 Jacobs
- 5,852,411 A * 12/1998 Jacobs G07F 17/248
194/200
- 6,116,403 A * 9/2000 Kiehl G07F 17/248
194/217
- 6,195,015 B1 * 2/2001 Jacobs G07F 17/246
340/693.12
- D461,728 S * 8/2002 Tuxen D10/42

- 7,029,167 B1 4/2006 Mitschele
- D575,168 S 8/2008 King et al.
- D587,141 S 2/2009 King et al.
- D654,816 S * 2/2012 MacKay D10/122
- D656,046 S 3/2012 Mackay et al.
- D661,603 S 6/2012 Mackay et al.
- 8,279,107 B2 10/2012 Krstanovic et al.
- 8,395,532 B2 * 3/2013 Chauvin G06Q 20/32
340/928

(Continued)

FOREIGN PATENT DOCUMENTS

- IL 149880 A 6/2007
- JP S5259000 A 5/1977

(Continued)

OTHER PUBLICATIONS

Co-pending U.S. Appl. No. 29/497,444, filed Jul. 24, 2014.

(Continued)

Primary Examiner — Martie K Holtje

(74) *Attorney, Agent, or Firm* — Wilson Sonsini Goodrich & Rosati

(57) **CLAIM**

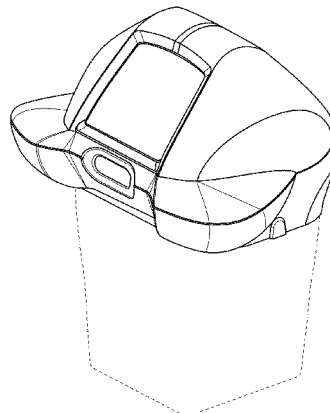
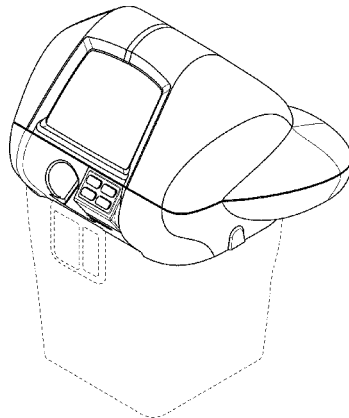
The ornamental design for a radar enhanced parking meter, as shown and described.

DESCRIPTION

FIG. 1 is a front perspective view of a radar enhanced parking meter, showing our new design;
 FIG. 2 is a front elevational view thereof;
 FIG. 3 is a rear elevational view thereof;
 FIG. 4 is a left side elevational view thereof;
 FIG. 5 is a right side elevational view thereof;
 FIG. 6 is a top plan view thereof; and,
 FIG. 7 is a rear perspective view thereof.

The structure depicted by broken lines in the drawing has been shown for the purpose of illustrating environment that forms no part of the claimed design.

1 Claim, 7 Drawing Sheets



(56)

References Cited

U.S. PATENT DOCUMENTS

8,590,687 B2 * 11/2013 King G06Q 20/127
194/350
8,595,054 B2 * 11/2013 King G06Q 20/127
340/870.02
8,631,921 B2 1/2014 Jones et al.
D705,090 S 5/2014 Mackay et al.
D707,140 S 6/2014 King et al.
D707,141 S 6/2014 King et al.
D707,142 S 6/2014 King et al.
8,862,494 B2 * 10/2014 King G06Q 20/127
705/13
2001/0012241 A1 * 8/2001 Dee G07F 17/248
368/90
2012/0222935 A1 * 9/2012 MacKay G07F 17/248
194/210

2013/0099943 A1 4/2013 Subramanya
2013/0238406 A1 * 9/2013 King G06Q 20/127
705/13
2014/0174881 A1 * 6/2014 King G06Q 20/127
194/350
2014/0210646 A1 7/2014 Subramanya

FOREIGN PATENT DOCUMENTS

JP S58121494 A 7/1983
WO WO-2014014494 A1 1/2014

OTHER PUBLICATIONS

Co-pending U.S. Appl. No. 29/521,401, filed Mar. 23, 2015.
U.S. Appl. No. 29/521,401 Office Action dated Oct. 8, 2015.

* cited by examiner

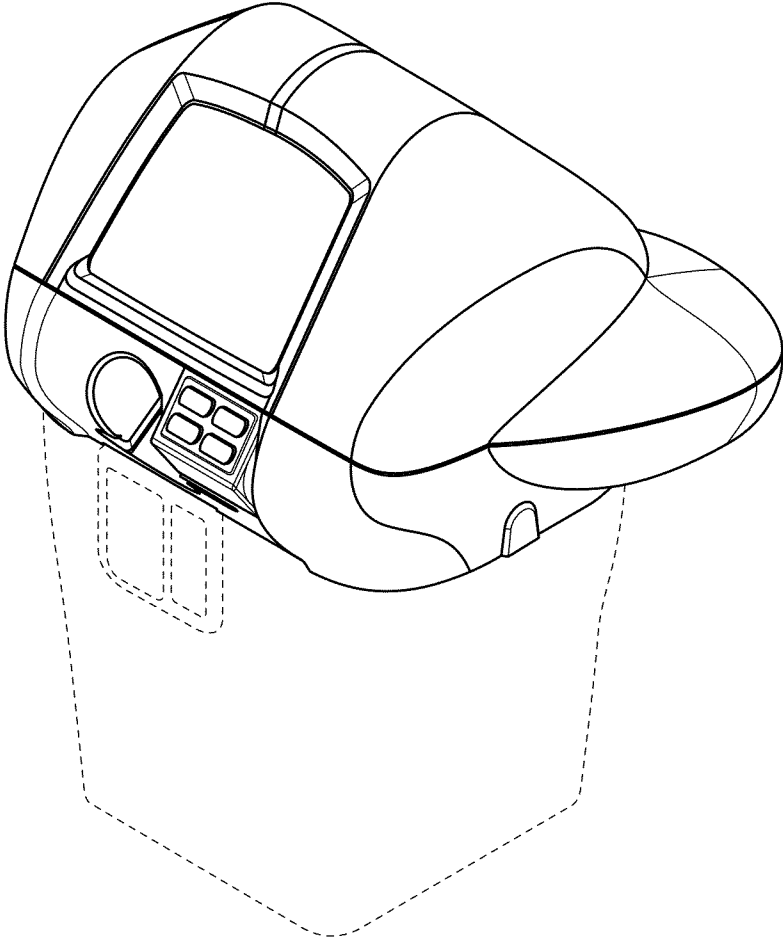


FIG. 1

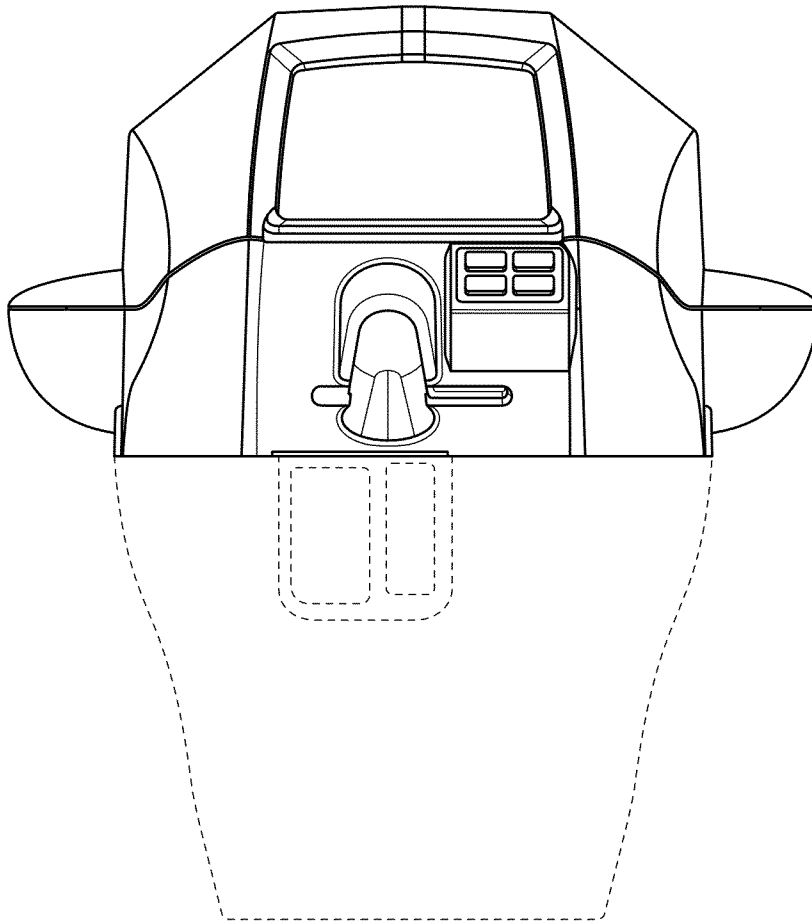


FIG. 2

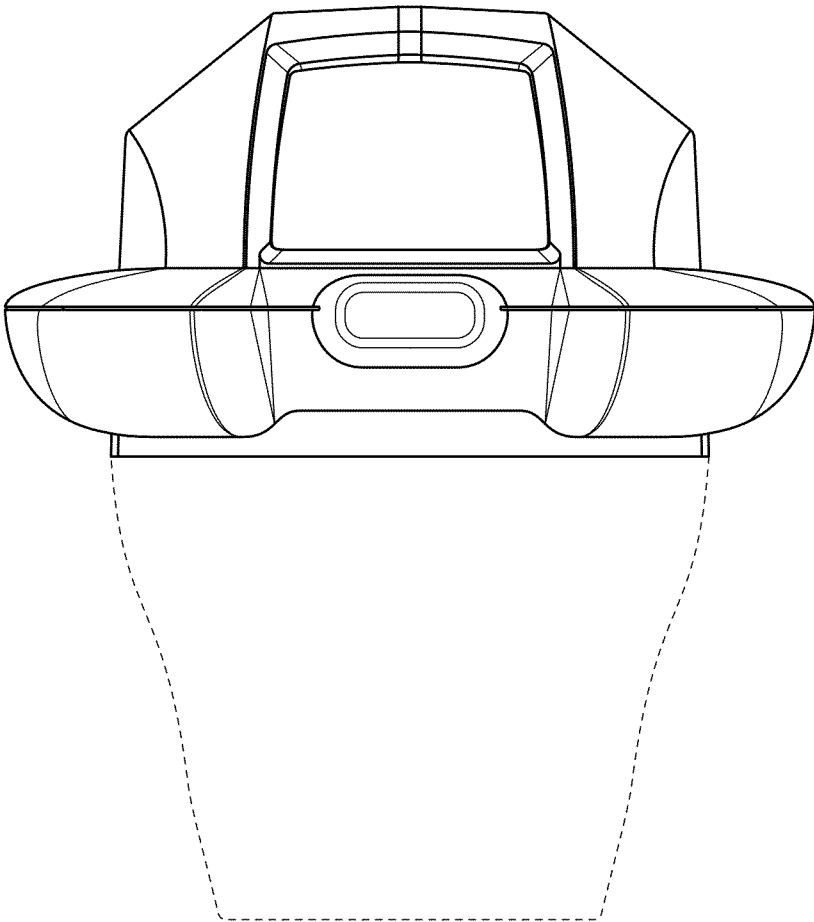


FIG. 3

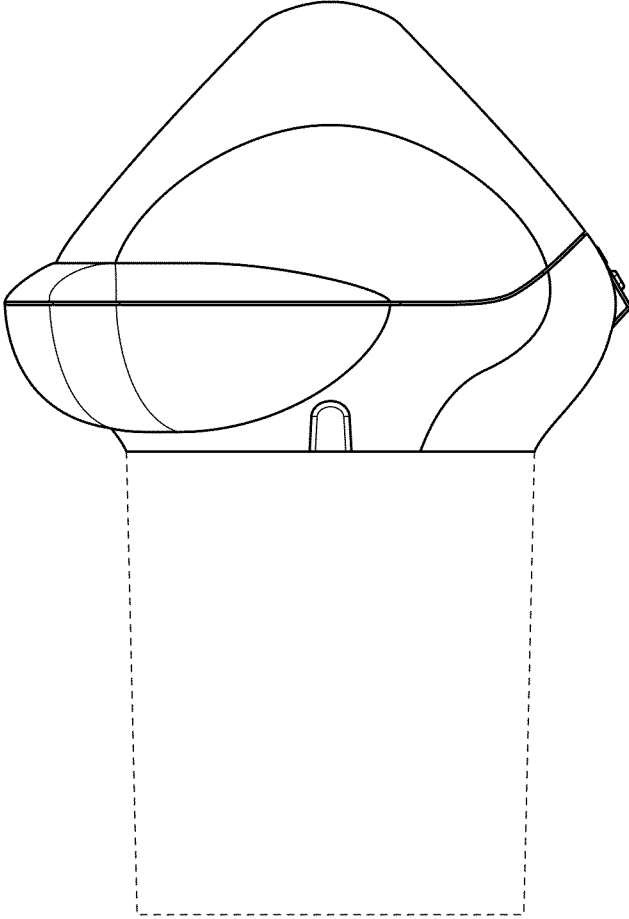


FIG. 4

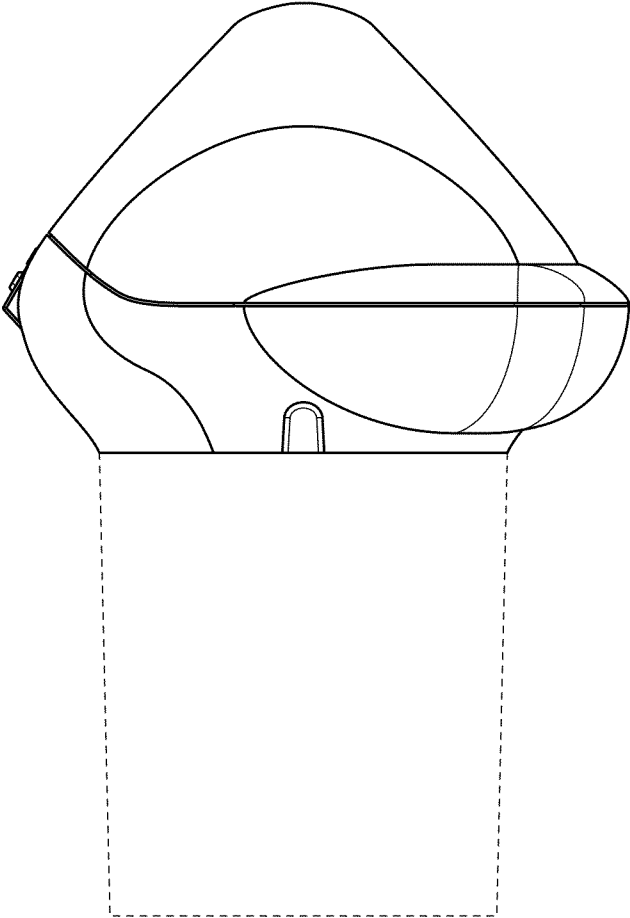


FIG. 5

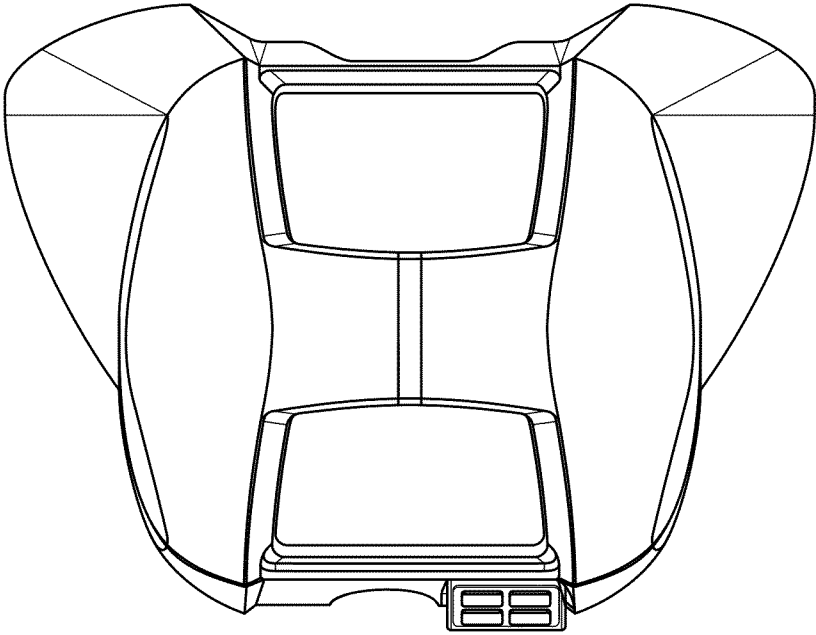


FIG. 6

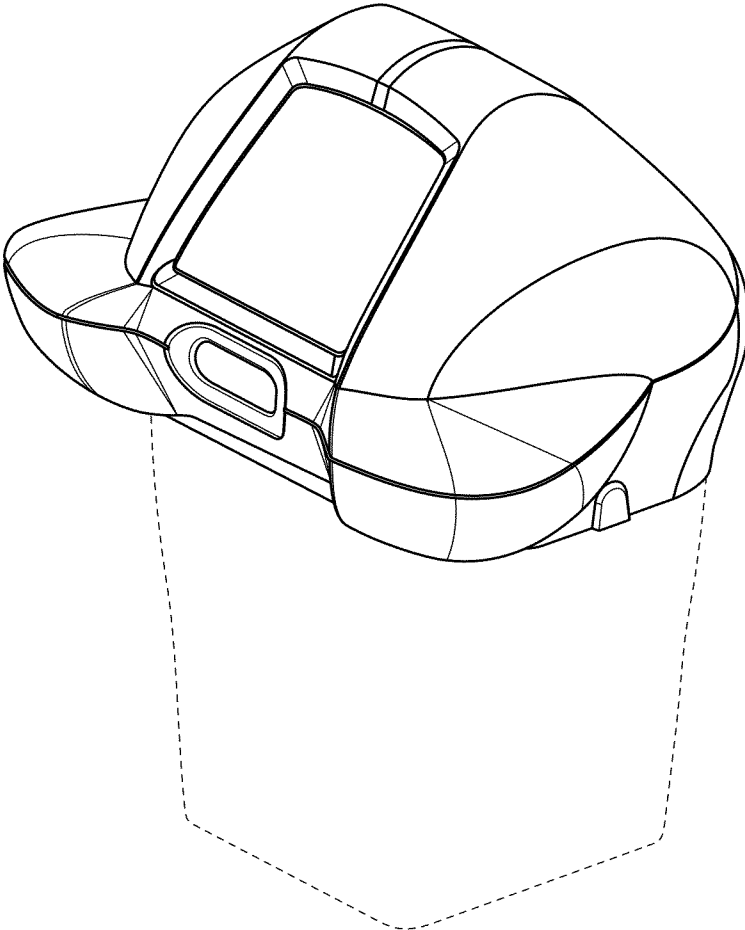


FIG. 7